

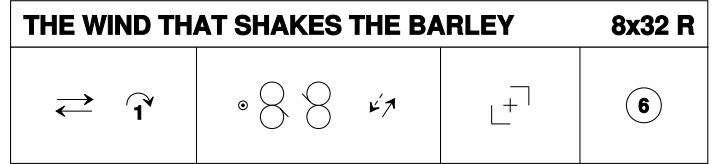
Pinewoods 2023 Session 1

Friday - Susie Petrov

1 THE WIND THAT SHAKES THE BARLEY R32 · 3/4L

John M Duthie: Eight Scottish Country Dances · Crib: E-cribs · Diagram: Keith Rose's Diagrams

- 1- 1c down the middle {3} and up | cast off (2c up)
- 9- Reels3 across, 1c Rsh to 2cnr , finish facing 1cnr
- 17- Turn CPCP
- 25- Circle6 and back



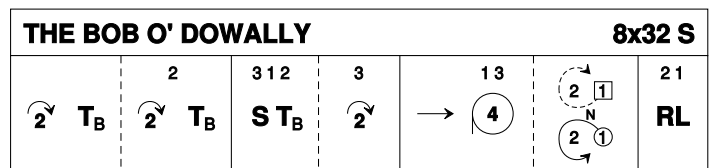
John M Duthie, 1961, Eight SCD

3C/4C longwise set.

2 THE BOB O' DOWALLY S32 · 3/4L

RSCDS II 10 · Crib: E-cribs · Diagram: Keith Rose's Diagrams

- 1- 1c cast off 2 places (2c+3c up) | turn BH ; 2c cast off 2 places (3c+1c up) | turn BH (3,1,2)
- 9- All set | turn P BH ; 3c cast off 2 places (long cast) (1c+2c up) (1,2,3)
- 17- 1c+3c circle4 L, 1c moving down to meet 3c ; 1c dance up | cast to 2pl (2c up)
- 25- 2c+1c R&L



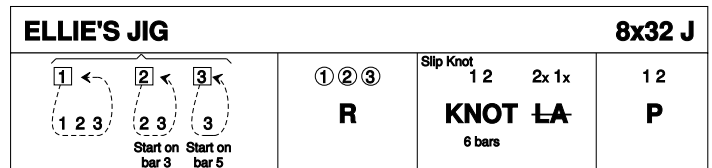
Walsh, 1760, RSCDS Book 2.10

3C/4C longwise set.

3 ELLIE'S JIG J32 · 3/4L

Melbourne Briscoe: The Slip Knot Collection · Crib: E-cribs · Diagram: Keith Rose's Diagrams

- 1- 1W cross above P, dance down behind men, 2W follows on bar 3, 3W on bar 5, all cross below 3M and up own side to places
- 9- Men repeat (Rsh to P)
- 17- 1c+2c 6 bars of Knot, ½ LHA (to 1,2,3)
- 25- 1c+2c Poussette



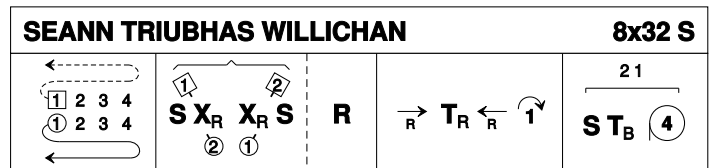
M Briscoe, 1990, Slip Knot Collection

3C/4C longwise set.

4 SEANN TRIUBHAS WILLICHAN S32 · 2/4L

Thomas (19C) Wilson: RSCDS XXVII 9 · Crib: E-cribs · Diagram: Keith Rose's Diagrams

- 1- 1c cast off behind own lines and cast back
- 9- 1W+2M set and change places RH while(4) 1M+2W change places RH and set ; repeat
- 17- 1c lead down the middle | turn RH ; lead up and cast off to 2pl (2c up)
- 25- 2c+1c set | turn BH ; open into circle4 L.



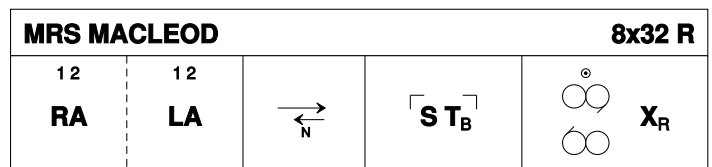
Thomas Wilson, 1816, RSCDS Book 27.9

2C/4C longwise set.

5 MRS MACLEOD R32 · 3/4L

RSCDS VI 11 · Crib: E-cribs · Diagram: Keith Rose's Diagrams

- 1- 1c+2c RHA ; LHA
- 9- 1c lead down the middle (2c up) ; and up to face 1cnrs
- 17- 1c set to and turn corners, finish between corners
- 25- Lsh Reels3{6} on the sides, 1c cross RH.



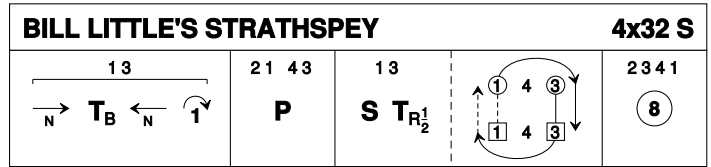
Boulogne, 1827, RSCDS Book 6.11

3C/4C longwise set.

6 BILL LITTLE'S STRATHSPEY S32 · 4/4L

Roy Goldring: A Third Book of Graded Scottish Country Dances · Crib: E-cribs · Diagram: Keith Rose's Diagrams

- 1- 1c+3c dance down the middle | Turn BH ; dance up & cast off (2c+4c up)
- 9- 2c+1c & 4c+3c Poussette
- 17- 1c+3c set | turn RH ½ 1M&3W finish facing out ; 1M & 3W, P following, cast R to finish (2,3,4,1)
- 25- All Circle8 and back



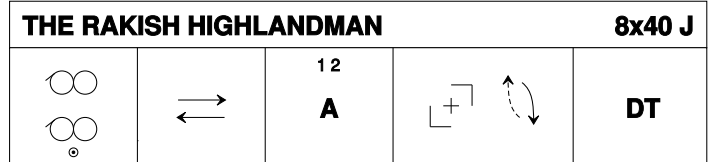
Roy Goldring, Graded and Social Dances 2, RSCDS Graded Book 3.11

4C/4C longwise set.

7 THE RAKISH HIGHLANDMAN J40 · 3/4L

Thomas (19C) Wilson: RSCDS XIX 6 · Crib: E-cribs · Diagram: Keith Rose's Diagrams

- 1- 1c+2c+3c dance Rsh Reels3 on own sides (1,2,3)
- 9- 1c lead down the middle and up
- 17- 1c+2c Allemande, 1c finish facing 1cnrs
- 25- 1c turn 1cnr, P, 2cnr, pass Rsh to finish BtoB facing own side
- 33- DTr, finish (2,1,3)



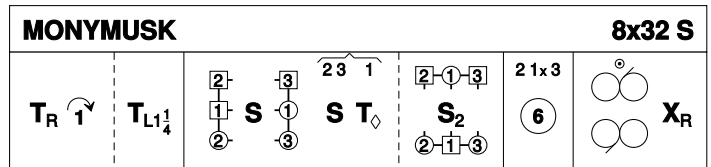
Thomas Wilson, 1816, RSCDS Book 19.6

3C/4C longwise set.

8 MONYMUSK S32 · 3/4L

Preston (18C): RSCDS XI 2 · Crib: E-cribs · Diagram: Keith Rose's Diagrams

- 1- 1c turn RH | cast off (2c up) ; 1c turn 1¼ LH into
- 9- 1W+2c & 1M+3c set twice in lines across, but on [11-12] 1c Petronella to opposite sideline ; all set twice on sidelines (2,1,x,3)
- 17- 2c+1c+3c circle6 and back
- 25- Reels3{6} on the sides (Rsh to 2cnr) | 1c cross (2,1,3)



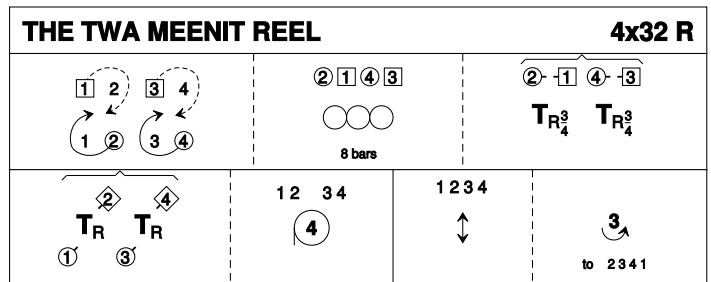
Werner, 1785, RSCDS Book 11.2

3C/4C longwise set.

9 THE TWA MEENIT REEL R32 · 4/4L

Roy Clowes: Scottish Dance Archives · Crib: E-cribs · Diagram: Keith Rose's Diagrams

- 1-4 1W&3W cast off to midline and face up while{4} ; 2M+4M cast up to midline and face down
- 5-12 Rsh Reel4 on midline
- 13-16 2M+1W & 4M+3W turn RH to places (1,2,3,4)
- 17- 1M+2W & 3M+4W turn RH to places ; 1c+2c & 3c+4c Circle4 L (1,2,3,4)
- 25- All A&R ; 1c lead to 4pl (2c+3c+4c up) (2,3,4,1)



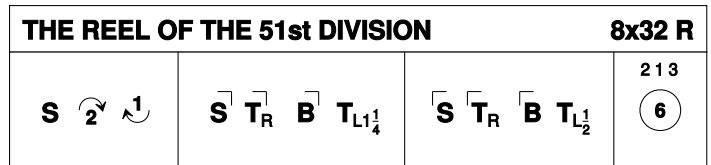
Roy Clowes, 1974, Scottish Dance Archives 33

4C/4C longwise set.

10 THE REEL OF THE 51ST DIVISION R32 · 3/4L

James Edward McCartney Atkinson: RSCDS XIII 10 · Crib: E-cribs · Diagram: Keith Rose's Diagrams

- 1- 1c set | cast off two places (2c up) and lead up to 1cnrs
- 9- 1c set to 1cnr | turn 1cnr RH and join LH in the middle ; BiL | turn 1¼ LH to 2cnrs
- 17- Repeat with 2cnrs | cross to (2,1,3)
- 25- 2c+1c+3c circle6 and back.



Jimmy Atkinson & Peter Oliver, 1940, RSCDS Book 13.10

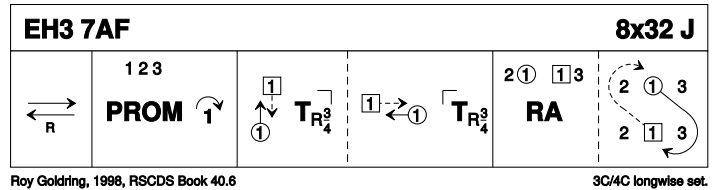
3C/4C longwise set.

Saturday - Beth Birdsall

11 EH3 7AF J32 · 3/4L

Roy Goldring: RSCDS XL 6 · Crib: E-cribs · Diagram: Keith Rose's Diagrams

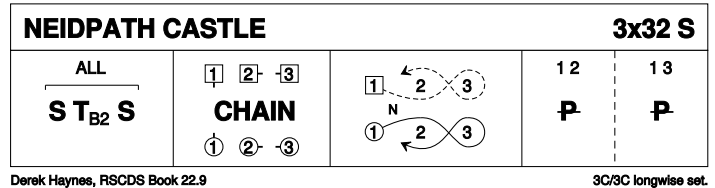
- 1- 1c lead down the middle and up, on [8] 2c+3c step in for
- 9- 1c+2c+3c Promenade, at end 1c cast off (to 2,1,3)
- 17- 1c cross Rsh | turn 1cnr RH ; cross up/dn Rsh | turn 2cnr RH (2,1x,3)
- 25- 2c+1M & 1W+3c RHA ; 1c ½Fig 8 Rsh round 4cnr (2,1,3)



12 NEIDPATH CASTLE S32 · 3/3L

Derek Haynes: RSCDS XXII 9 · Crib: E-cribs · Diagram: Keith Rose's Diagrams

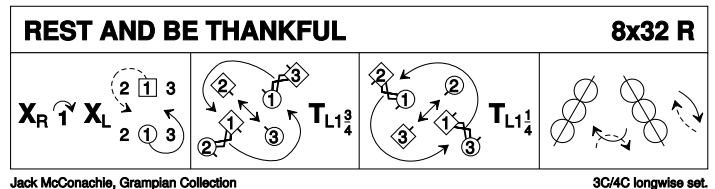
- 1- All set | all turn BH twice | all set
- 9- G-Chain (1c cross to start)
- 17- 1c Fig8 on own side round 2c+3c, starting inwards. On [24] 1c+2c dance in for
- 25- 1c+2c ½ Poussette, on [28] 1c continue slow turn and 3c dance in ; 1c+3c ½ Poussette (2,3,1)



13 REST AND BE THANKFUL R32 · 3/4L

Jack McConachie: Grampian Collection of Scottish Country Dances · Crib: E-cribs · Diagram: Keith Rose's Diagrams

- 1- 1c cross RH | cast off (2c up) ; cross LH and cast L round 4cnr to take 1cnr on R in promhold
- 9- Promenade ½ round cclw and drop 1cnr at opposite corner **while(4)** 2cnrs A&R diagonally ; 1c turn 1¼ LH to 2cnrs
- 17- Repeat with 2cnrs **while(4)** 1cnrs A&R ; 1c turn 1¼ LH to face 1cnr pos
- 25- ½Reel4 with 1cnrs, pass Rsh ; ½Reel4 with 2cnrs, crossing Rsh to 2pl



This follows the original instructions. Those who find the time short for crossing on [31-32] can try an easier choreography, also flowing better into 2nd turn, as follows:

- 17- Repeat with 2cnrs **while(4)** 1cnrs A&R ; 1c turn 1¼ LH to face 3cnr (= 1cnr person)
- 25- ½Reel4 with 1cnrs, pass Rsh and face 4cnr ; ½Reel4 with 2cnrs, finish in 2pl

14 A TRIP TO EGYPT J32 · 3/4L

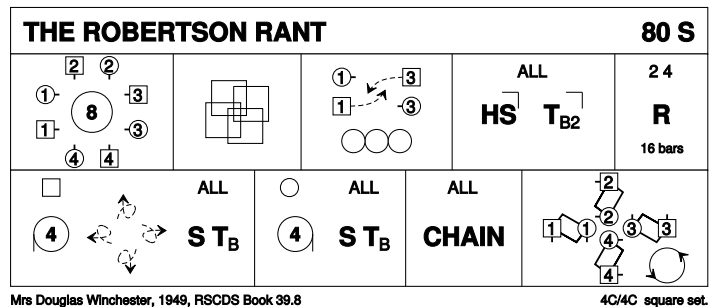
Holly Boyd: Here We Go Again · Crib: SCDDDB Contributed Cribs & Diagrams

- 1-8 1C dance down the middle and up (NHJ)
- 9-16 1C 2C poussette. 1C end B-to-B facing own side.
- 17-24 All set, 1C 3C turn HH once round as 2C set ; all set, 1C 2C turn HH once round as 3C set.
- 25-32 1C dance out the sides, cast behind 3C, dance up the middle, and cast off into 2pl.

15 THE ROBERTSON RANT S80 · 4S

Mrs Douglas Winchester: RSCDS XXXIX 8 · Crib: E-cribs · Diagram: Keith Rose's Diagrams

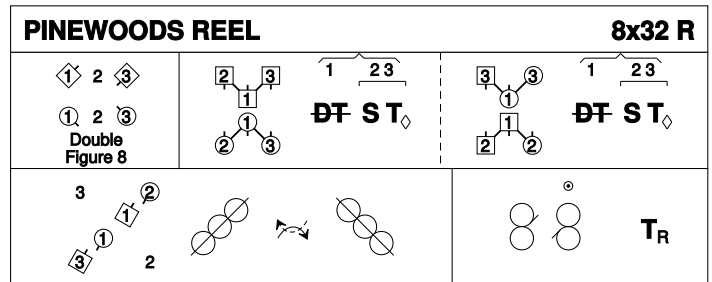
- 1- All Circle8 and back
- 9- Double L chain (women ½ RHA, turn opposite M LH ; ½ RHA, turn P LH, to own places)
- 17- 1c+3c Reel4, (W pass left shoulder, M set on [17-18], at the end W slow down and M speed up, face and acknowledge P and pull back inner shoulder to face corners.
- 25- All set to corner H.Schottische ; turn cnr BH twice
- 33-48 2c+4c repeat [17-32]
- 49- Women Circle4 L (at end pull back Rsh to face out) ; set to and turn P BH.
- 57- Men circle4 R, pull back Lsh ; set to and turn P BH.
- 65- G-Chain (one step per hand)
- 73- Promenade cclw round the set in Allemande hold, M bring W into middle of set and hold RH for bow and curtsy



16 PINEWOODS REEL R32 · 3/4L

John Bowie Dickson: A Yankee Sampler · Crib: E-cribs · Diagram: Keith Rose's Diagrams

- 1- 1c+3c DblFig8 (1c cast to start) (1c finish in 2pl BtoB own side, 2c steps up)
- 9- "Petronella Triangles": 1c DTr {8} and finish facing 3cnr **while**(8) 2c+3c set | Petronella 1 place cclw ; set | Petronella 1 place cclw (to diagonally exchanged places)
- 17- ½ diagonal Reel4 with 1cnrs, pass Rsh to face 4cnr positions ; ½ diagonal Reel4 with 2cnrs, finish facing 1cnr for:
- 25- Reels3{6} across (Lsh to 1cnr), 1c turn RH (2,1,3) (but on 2nd time through 1c dance NHJ to 4pl as 4c continue the reel, casting into 3pl).



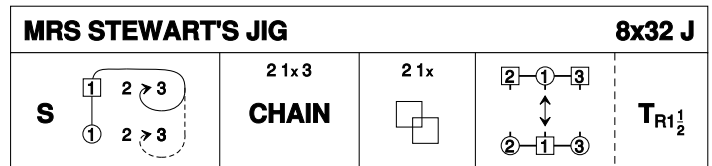
John Bowie Dickson, Yankee Sampler

3C/4C longwise set.

17 MRS STEWART'S JIG J32 · 3/4L

Frans Ligtmans: RSCDS XXXV 1 · Crib: E-cribs · Diagram: Keith Rose's Diagrams

- 1- 1c set | 1W casts, 1M following, round 3W, 1W dances up round 3M and 1M dances up the middle, 1c face 3c (2c up on 7-8) (2,1x,3)
- 9- 2c+1c+3c G-Chain (2c cross), 2M+1M finish facing out
- 17- 2c+1c L-Chain
- 25- 2c+1c+3c A&R ; 1c turn RH 1½ to (2,1,3)



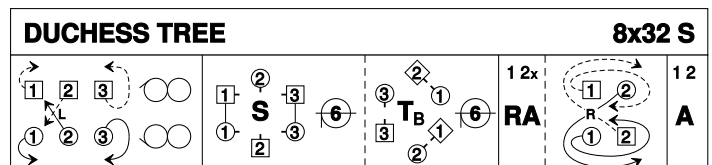
Frans Ligtmans, 1986, RSCDS Book 35.1

3C/4C longwise set.

18 THE DUCHESS TREE S32 · 3/4L

John Drewry: Summer Collection, Set 4 (Scottish Country Dances, Volume 4) · Crib: E-cribs · Diagram: Keith Rose's Diagrams

- 1- Mirror Reels3 on the sides (1c cast off, 2c cross up LH, 3c join NH facing down and cast up), all c touch hands when possible, at end 1c&3c dance to own place NHJ and turn inwards so 1c faces 3c NHJ (12x, 3)
- 9- All set | all circle6 L ; all M turn W on their right BH | continue circle6 (to 1,2x,3)
- 17- 1c+2c RHA ; 1c cast off one and lead up to 1pl **while**(4) 2c lead up, cross, cast off and meet P, ready for
- 25- 1c+2c Allemande (2,1,3).



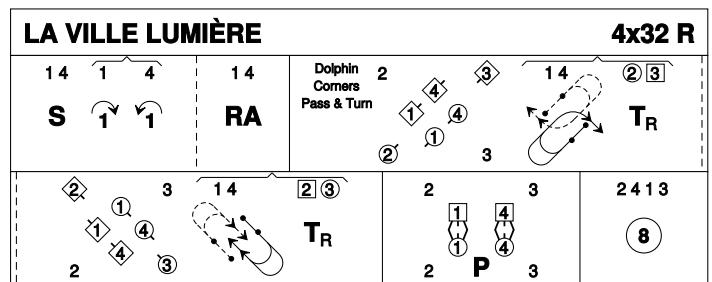
John Drewry, 1971, Brodie Book

3C/4C longwise set.

19 LA VILLE LUMIÈRE R32 · 4/4L

Nicolas "Niols" Jeannerod: The Paris Book of Scottish Country Dances, volume 2 · Crib: E-cribs · Diagram: Keith Rose's Diagrams

- 1- 1c & 4c set | cast inwards (2c & 3c step out) ; RHA, 1M (4M following) & 4W (1W following) facing 3cnrs
- 9- *Dolphin Corners Pass and Turn* with lead change : same as Corners Pass and Turn except dancing couples change lead on [10], pass RSh to face new leader's 4cnrs. Dancing couples change lead on [14] and finish, 1c in 2pl centre & 4c in 3pl centre, BHJ with P (2,1,4,3)
- 17- 1c+4c Poussette (2,4,1,3)
- 25- Circle8 and back (2,4,1,3)



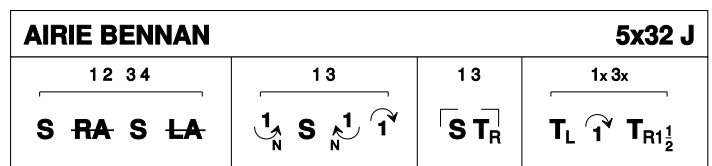
Nicolas "Niols" Jeannerod, 2019, Paris Book Vol 2

4C/4C longwise set.

20 AIRIE BENNAN J32 · 5/5L

Hugh Foss: Scottish Dance Archives - The Donald Collection (Online List) · Crib: E-cribs · Diagram: Keith Rose's Diagrams

- 1- 1c+2c & 3c+4c set | ½ RHA ; set | ½ LHA, 1c & 3c finish NHJ facing down
- 9- 1c+3c dance down | set to P ; dance up | cast to face 1cnrs (2c+4c up)
- 17- 1c+3c set to and turn 1cnrs RH ; set to and turn 2cnrs RH
- 25- 1c+3c turn LH | cast off on opposite sides (4c+5c up) ; turn RH 1½ (to 2,4,1,5,3)



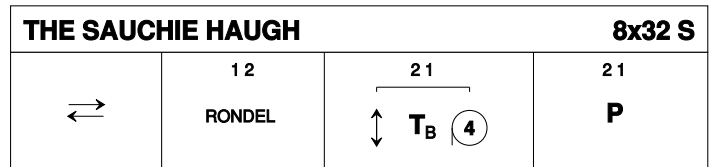
Hugh Foss, Glendarroch Sheet 2

5C/5C longwise set.

21 THE SAUCHIE HAUGH S32 · 2/4L

George S Emmerson: *The Leaflet Dances with Music* · Crib: *E-cribs* · Diagram: *Keith Rose's Diagrams*

- 1- 1c lead down the middle and up (2c step in)
- 9- 1c+2c Rondel (2,1)
- 17- 2c+1c NHJ A{1}&R{1} | turn BH ; open into circle4 L (to 2,1)
- 25- 2c+1c Poussette



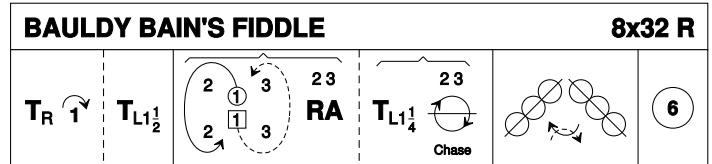
George S Emmerson, 1967, RSCDS Leaflet 12

2C/4C longwise set.

22 BAULDY BAIN'S FIDDLE R32 · 3/4L

John Bowie Dickson: *The Lothian Collection* · Crib: *E-cribs* · Diagram: *Keith Rose's Diagrams*

- 1- 1c turn RH | cast (2c up) ; turn LH 1½ and face out (2,1x,3)
- 9- 1c dance cclw half round the set **while** 2c+3c RHA (2,1,3) ; 1c turn LH 1¼ to face 1cnr **while** cnrs chase ½ clw (3x, 1 in middle, 2x)
- 17- 1c ½ Reel4 with 1cnrs pass Rsh ; ½ Reel4 with 2cnrs (2,1,3)
- 25- Circle6 and back



John Bowie Dickson, Lothian Collection

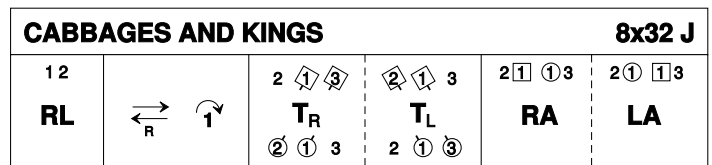
3C/4C longwise set.

Sunday - Yvonne Yang

23 CABBAGES AND KINGS J32 · 3/4L

Romaine Butterfield: *The Harbour City* · Crib: *E-cribs* · Diagram: *Keith Rose's Diagrams*

- 1- 1c+2c R&L
- 9- 1c lead down the middle {3} and up {3}, and cast off to sidelines (2c up) (2,1,3)
- 17- Turn 1cnr RH, to sidelines ; Turn 2cnr LH, to sidelines
- 25- 2c+1W & 1M+3c RHA ; 2c+1M & 1W+3c LHA, (2,1,3)



Romaine Butterfield, The Harbour City

3C/4C longwise set.

24 ERIC'S REEL R32 · 3/4L

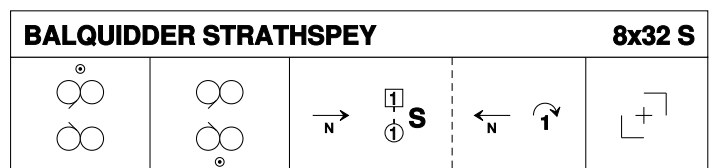
Ian Brockbank: *90 - Twelve anniversary dances celebrating ninety years of RSCDS Edinburgh Branch 2* · Crib: *SCDDB Contributed Cribs & Diagrams*

- 1- 1c cross R | cast off [2c up] ; 1c turn R [to 2x]
- 9- All set twice in sidelines ; 1c turn R 1¼ [to 1L+2c, 1M+3c facing in lines across]
- 17- All set twice in lines across ; 1c turn R 1¼ [to 2p]; 1M face up, 1L down]
- 25- All dance clockwise once round

25 BALQUIDDER STRATHSPEY S32 · 3/4L

David Rutherford: *RSCDS XXIV 2* · Crib: *E-cribs* · Diagram: *Keith Rose's Diagrams*

- 1- 1c+2c+3c mirror Reels3 on the sides, 1c crossing down to begin
- 9- Repeat, 1c crossing back to own sides
- 17- 1c dance NHJ between 2c, face each other and set ; dance to top and cast off to face 1cnr (2c up)
- 25- Turn CPCP (2,1,3)



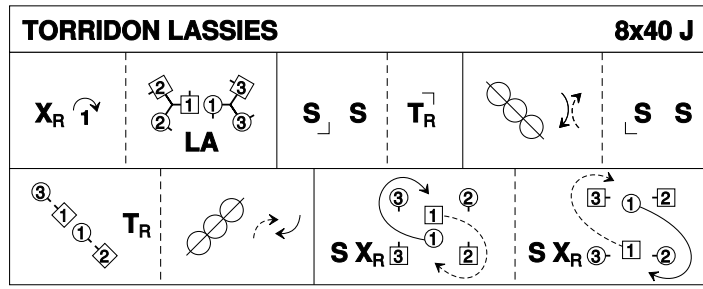
Rutherford, 1775, RSCDS Book 24.2

3C/4C longwise set.

26 TORRIDON LASSIES J40 · 3/4L

John Brenchley: *Thirty Popular Dances, Volume Two* · Crib: *E-cribs* · Diagram: *Keith Rose's Diagrams*

- 1- 1c cross RH | cast off (2c up) ; Teapots L, finish BtoB facing 4cnr
- 9- SetH&G to 4cnr and P, and face 1cnr ; Turn 1cnr RH and face 2cnr
- 17- ½ Reel4 on 2diag and face 3cnr ; SetH&G to 3cnr and P and face 4cnr
- 25- Turn 4cnr RH and face 1cnr ; ½ Reel4 with 1cnrs to meet in centre Rsh to Rsh facing up/dn
- 33- 1c cast Rsh round 2cnr to 2plx ; ½ Fig8 round 4cnr to 2pl while(8) corners set to P | cross RH ; set facing up/dn and change places RH to (2,1,3)



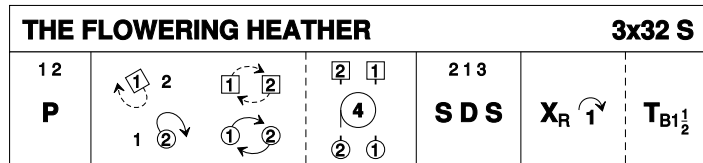
John Brenchley, 2006, *The Kangaroo Paw*, RSCDS *Thirty Popular Dances Vol 2*

3C/4C longwise set.

27 THE FLOWERING HEATHER S32 · 3/3L

Gaye Collin: *The Musicians' Wedding* · Crib: *E-cribs* · Diagram: *Keith Rose's Diagrams*

- 1- 1c+2c Poussette (2,1,3)
- 9- 1W & 2M advance to centre {1}, pivot R to original place {1} | chase 1 place clw **while(4)** 1M & 2W stand still | advance to centre {1}, curve to the R to own sides (to 2,1) ; Circle4 L (2,1,3)
- 17- All set | dance BtoB | set (2,1,3)
- 25- 1c cross RH | cast off (3c up) ; 1c turn P BH 1½ (2,3,1)



Gaye Collin, 2016, *The Musicians' Wedding*

3C/3C longwise set.

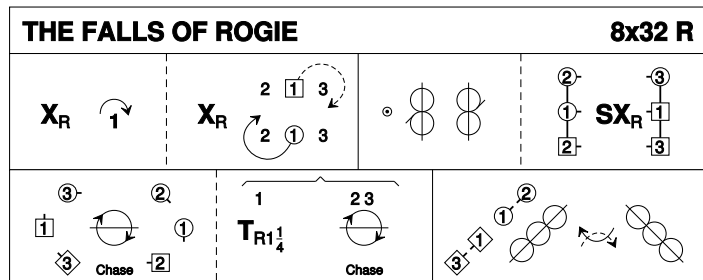
Deviser's note:

Bars 13-16: After the four hands round to the left, the two women and the two men stay holding hands on the side and they just collect the third couple so that the flow from hands round and the setting can blend into one smooth movement.

28 THE FALLS OF ROGIE R32 · 3/4L

Jean Attwood: *Alexander Dances Book 1* · Crib: *E-cribs* · Diagram: *Keith Rose's Diagrams*

- 1- 1c cross RH | cast (2c up) ; cross RH | cast R (M up, W down)
- 9- ½ Reels3 across (Lsh to 2cnr) ; set in lines across | all cross up/down RH
- 17- Corners chase once clw **while(8)** 1c chase half way clw and turn RH 1¼ to face 1cnr positions
- 25- ½ diag. Reel4 with 1cnrs, 1c pass Rsh ; ½ diag. Reel4 with 2cnrs, 1c passing Rsh to 2pl.



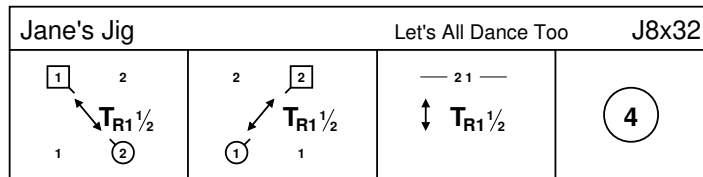
Jean Attwood, *Alexander Dances Book 1*

3C/4C longwise set.

29 JANE'S JIG J32 · 2/4L

Meredith Hoffmann: *Let's All Dance Too* · Crib: *MiniCribs* · Diagram: *Heiko's Diagrams*

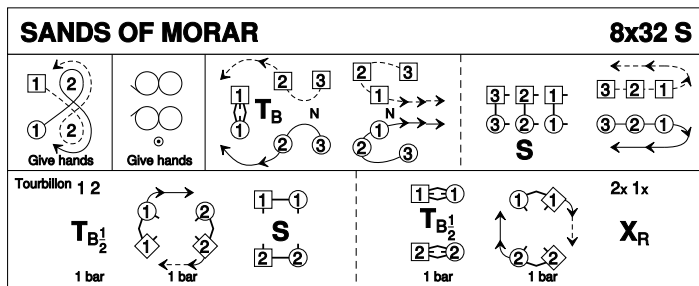
- 1-8 1L+2M Adv+Ret, 1.1/2 turn RH
- 9-16 1M+2L Adv+Ret, 1.1/2 turn RH
- 17-24 2s+1s Adv+Ret, 1.1/2 turn RH
- 25-32 All circle 4H round & back



30 SANDS OF MORAR S32 · 3/4L

Barry Priddey: RSCDS XLV 6 · Crib: E-cribs · Diagram: Keith Rose's Diagrams

- 1- 1c Fig8 round 2c, giving hands
- 9- All Mirror Reels3 on own side, 1c starts in, join hands on meeting P
- 17- 1c turn BH | 1c dance to 3pl NHJ **while(4)** 2c+3c continue reel to top and follow behind 1c ; 3c+2c+1c set facing down | 1c cast to top, 2c+3c following to finish (1,2,3)
- 25- 1c+2c Tourbillon (1c+2c turn P BH ½, opening out to one place clw in the square (1c to W side, 2c to M side) | 1c set to 2c ; repeat figure (to 2x,1x) | 2c+1c cross RH) (2,1,3)



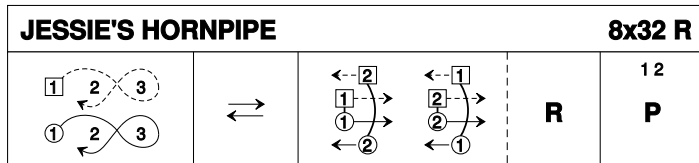
Barry Priddey, 1983, Glasgow Diamond Jubilee & RSCDS Book 45.6

3C/4C longwise set.

31 JESSIE'S HORNPIPE R32 · 3/4L

RSCDS VIII 9 · Crib: E-cribs · Diagram: Keith Rose's Diagrams

- 1- 1c (start Rsh) parallel Figs8 on own sides round 2c+3c
- 9- 1c lead down the middle and up, finish 1c NHJ facing 2c NHJ
- 17- 2c make an arch and dance up, 1c dance down under, all swivel inwards to face back | return same way, 1c making the arch ; repeat, bottom couple making each arch
- 25- 1c+2c Poussette



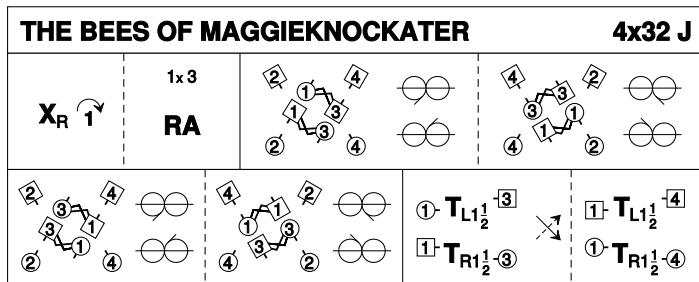
RSCDS Book 8.9

3C/4C longwise set.

32 THE BEES OF MAGGIEKNOCKATER J32 · 4/4L

John Drewry: Thirty Popular Dances, Volume Two · Crib: E-cribs · Diagram: Keith Rose's Diagrams

- 1- 1c cross RH | cast off (2c up) ; 1c+3c RHA, finish as pairs 1M+3W & 3M+1W facing out on W/M side in promhold
- 9- Pairs+ 2c+4c Rsh ½Reels3 on sides ; pairs meet & take P in promhold for Lsh ½Reels3 on sides
- 17- Meet and repeat (as pairs Rsh ½Reels3 ; with P Lsh ½Reels3)
- 25- 1c (passing inside) turn 3c 1½ Easy Hand ; 1c cross and passing inside turn 4c EH 1½ (to 2,3,4,1)



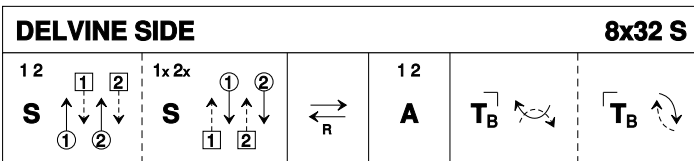
John Drewry, 1975, Canadian Book, RSCDS Thirty Popular Dances Vol 2

4C/4C longwise set.

33 DELVINE SIDE S32 · 3/4L

William (18C) Campbell: RSCDS II 9 · Crib: E-cribs · Diagram: Keith Rose's Diagrams

- 1- 1c+2c set | cross Rsh (no hands) ; repeat
- 9- 1c down the middle and up, 2c step in
- 17- 1c+2c Allemande, finish facing 1c
- 25- 1c turn 1c BH, pass Rsh, turn 2c BH, cross Rsh to (2,1,3)



Campbell, 1794, RSCDS Book 2.9, RSCDS Thirty Popular Dances Vol 2

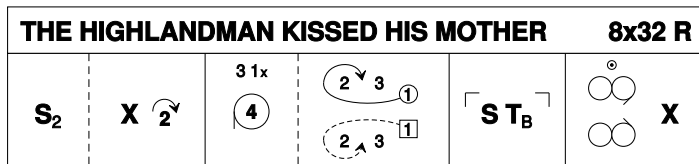
3C/4C longwise set.

Note: older instructions tell 1c to turn once LH on 23-24; the current (revised) instructions leave that unspecified.

34 THE HIGHLANDMAN KISSED HIS MOTHER R32 · 3/4L

Border Dance Book · Crib: MiniCribs · Diagram: Keith Rose's Diagrams

- 1-8 1s set twice, cross RH & cast down to 3rd place
- 9-16 3s+1s circle 4H round to left, 1s lead up to top & cast to 2nd place to face 1st corners
- 17-24 1s set & turn 1st corners, set & turn 2nd corners
- 25-32 1s dance reels of 3 on opposite sides giving LSh to 1st corner & cross RH to own sides



Border Dance Book

3C/4C longwise set.