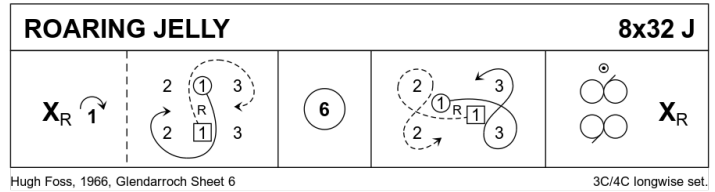


# Pinewoods Benefit Ball 2022

## 1 ROARING JELLY J32 · 3/4L

Hugh Foss: Glendarroch Scottish Dance Sheets · Crib: E-cribs · Diagram: Keith Rose's Diagrams

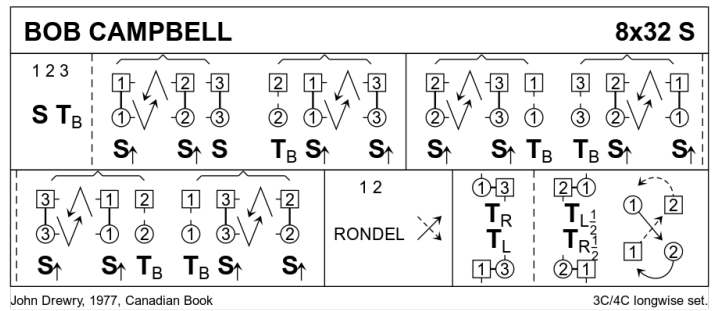
- 1- 1c cross RH | cast off (2c up) ; cross RH, 1c casts R round 3cnr to finish in line across between 2cnr and 3cnr
- 9- Circle6 and back
- 17- 1c change places up/dn RH | Fig8 round 4cnr and 1cnr, start Rsh), finish on sideline facing 2cnr
- 25- 1c Reels3{6} on opposite sides (Rsh to 2cnr) | cross RH



## 2 BOB CAMPBELL S32 · 3/4L

John Drewry: The Canadian Book of Scottish Country Dances · Crib: E-cribs · Diagram: Keith Rose's Diagrams

- 1- All C set | turn BH to finish in the middle NHJ, 1c facing down, 2c+3c up ; All set, 1c+2c advancing to change places | 2c turn BH to face down, **while**{2} 1c+3c set advancing to change places (2,3,1, in middle)
- 9- 2c+3c set advancing to change places **while**{2} 1c turn BH to face up | continue sequence 3 more times (to 1,2,3)
- 17- 1c+2c Rondel, at end 1c cross down and face out (2,1x,3) **while**{2} on [17-18] 3c dance down a bit and cast up into 3pl
- 25- 1c turn 3c EH (2,1x,3) ; 1c ½ turn 2c EH (other) | 1c cross down **while**{2} 2c cast up (2,1,3)

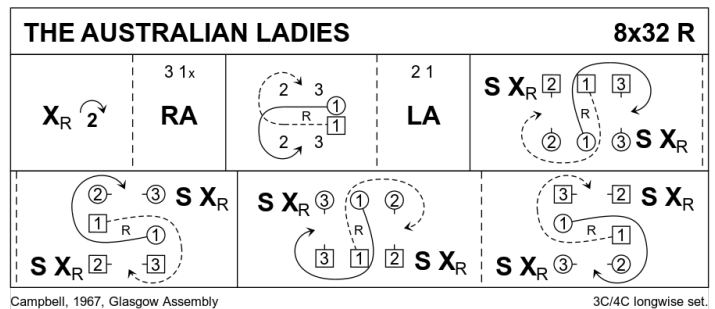


## 3 THE AUSTRALIAN LADIES R32 · 3/4L

Robert M Campbell: Glasgow Assembly And Other Scottish Dances · Crib: E-cribs · Diagram: Keith Rose's Diagrams

- 1- 1c cross RH | cast off two (2c+3c up) ; 3c+1c RHA
- 9- 1c lead to top, cross and cast to 2pl (3c down) ; 2c+1c LHA (2,1,3)
- 17-32 2c+3c (»corners«) set and change place RH four times following the track of R&L (3M&2W make polite turns) **while**{16} 1c cross (across or up/dn) RH and cast R round the corner four times.

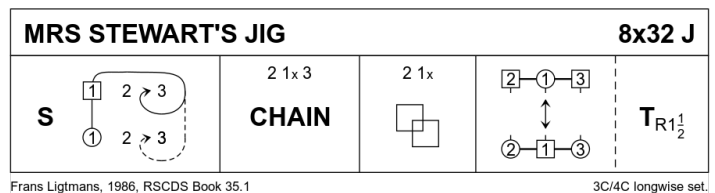
Note by the deviser in TacTalk of jan. 1986: on [17-32] the corners set »as written«; they do not split the setting as is customary in »J.B. Milne«.



## 4 MRS STEWART'S JIG J32 · 3/4L

Frans Ligtmans: RSCDS XXXV 1 · Crib: E-cribs · Diagram: Keith Rose's Diagrams

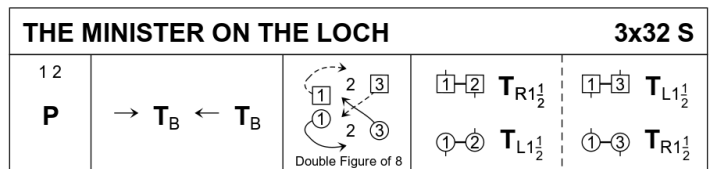
- 1- 1c set | 1W casts, 1M following, round 3W, 1W dances up round 3M and 1M dances up the middle, 1c face 3c (2c up on 7-8) (2,1x,3)
- 9- 2c+1c+3c G-Chain (2c cross), 2M+1M finish facing out
- 17- 2c+1c L-Chain
- 25- 2c+1c+3c A&R ; 1c turn RH 1½ to (2,1,3)



## 5 THE MINISTER ON THE LOCH S32 · 3/3L

Roy Goldring: Magazine Dances 2005-2009 · Crib: E-cribs · Diagram: Keith Rose's Diagrams

- 1- 1c+2c Poussette
- 9- 1c dance down 2 places, turn BH ; dance up 2 places, turn BH, open upwards and face out
- 17- 1c+3c DblFig8 round 2c, 1c casting, 3c crossing up to begin, 1c finish facing out for
- 25- 1W+2W & 1M+2M turn EH 1½ ; 1c+3c repeat (2,3,1)

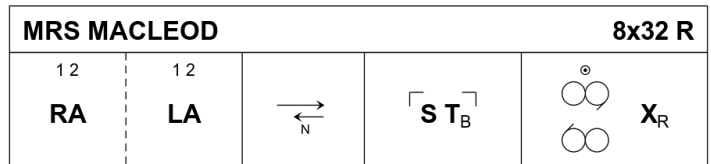


Roy Goldring, 24 Graded & Social Dances, RSCDS 4/2008, RSCDS Thirty Popular Dances Vol 2 3C/3C longwise set.

## 6 MRS MACLEOD R32 · 3/4L

RSCDS VI 11 · Crib: E-cribs · Diagram: Keith Rose's Diagrams

- 1- 1c+2c RHA ; LHA
- 9- 1c lead down the middle (2c up) ; and up to face 1cnrs
- 17- 1c set to and turn corners, finish between corners
- 25- Lsh Reels3{6} on the sides, 1c cross RH.



Boulogne, 1827, RSCDS Book 6.11

3C/4C longwise set.

## 7 A JIG FOR THE SALLY LIGHTFOOT CRAB J32 · 3/4L

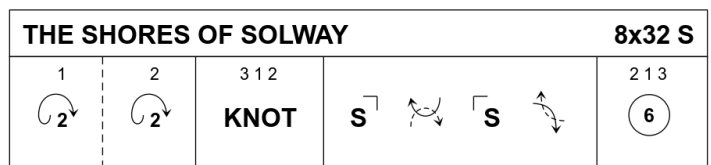
Sally Dee · Crib: MiniCribs

- 1-8 1s slip-step down 4 steps & set, slip-step to top & set **while** 2s & 3s set turning left & slip-step across passing BtoB with partner & set turning left, slip-step back to own side.
- 9-16 1L followed by her partner casts 1 place & crosses, casts down round 3M & dances up middle to end between 2s facing up as 1M ends between 3s
- 17-24 All facing up slip-step to right & back with 2s+1L turning to right & 1s turn RH to 2nd place own side.
- 25-32 2s+1s+3s circle 6H round to left for 3 bars then pivot & circle back to places

## 8 THE SHORES OF SOLWAY S32 · 3/4L

Roy Goldring: 10 Social Dances · Crib: E-cribs · Diagram: Keith Rose's Diagrams

- 1- 1c long cast to 3pl (2c+3c up) ; 2c repeat (3,1,2)
- 9- 3c+1c+2c The Knot, 1c face 1cnr
- 17- 1c set to 1cnr | dance round P Rsh ; set to 2cnr | dance round P to (2,1,3)
- 25- Circle6 and back (2,1,3)



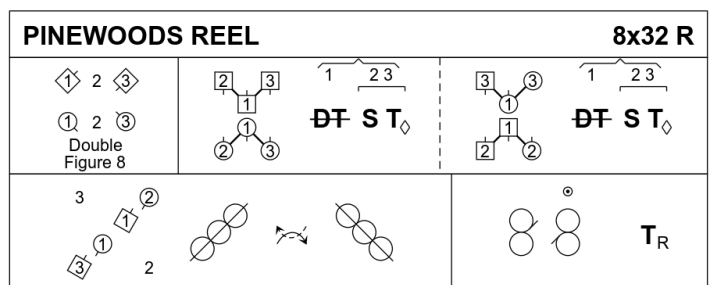
Roy Goldring, 10 Social Dances

3C/4C longwise set.

## 9 PINEWOODS REEL R32 · 3/4L

John Bowie Dickson: A Yankee Sampler · Crib: E-cribs · Diagram: Keith Rose's Diagrams

- 1- 1c+3c DblFig8 (1c cast to start) (1c finish in 2pl BtoB own side, 2c steps up)
- 9- »Petronella Triangles«: 1c DTr {8}and finish facing 3cnr **while**{8} 2c+3c set | Petronella 1 place cclw ; set | Petronella 1 place cclw (to diagonally exchanged places)
- 17- ½ diagonal Reel4 with 1cnrs, pass Rsh to face 4cnr positions ; ½ diagonal Reel4 with 2cnrs, finish facing 1cnr for:
- 25- Reels3{6} across (Lsh to 1cnr), 1c turn RH (2,1,3) (but on 2nd time through 1c dance NHJ to 4pl as 4c continue the reel, casting into 3pl).



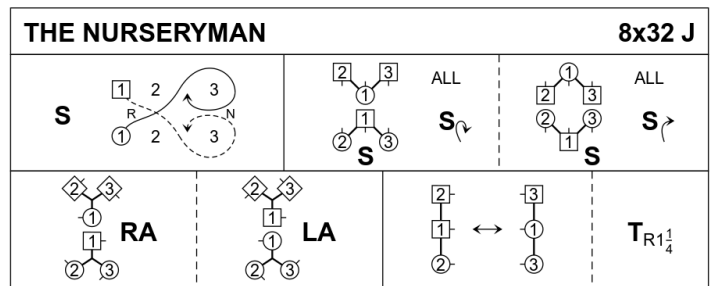
John Bowie Dickson, Yankee Sampler

3C/4C longwise set.

## 10 THE NURSERYMAN J32 · 3/4L

Stephen Brown: RSCDS XXXVII 7 · Crib: E-cribs · Diagram: Keith Rose's Diagrams

- 1- 1c set | cross down RH (2c up) ; cast behind 3c, dance up NHJ to 2pl BtoB facing opp. side
- 9- 2c+1c+3c set as in DTr | All set advancing and swivel R to form »inverted« DTr (2c+3c are BtoB in centre) ; All set | All set advancing (1c into the middle) into 2W+1M+3W & 2M+1W+3M RHA, 1c pass Rsh ; 1W+2W+3W & 1M+2M+3M LHA, finish in lines 1W between 2c facing 1M between 3c
- 25- Lines A&R ; 1c turn RH 1¼ to (2,1,3)



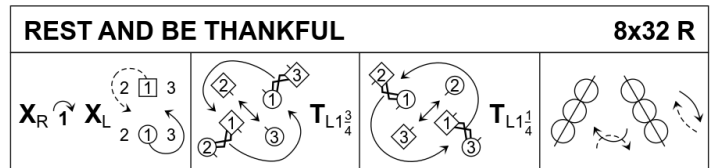
Steven Brown, 1988, RSCDS Book 37.7

3C/4C longwise set.

## 11 REST AND BE THANKFUL R32 · 3/4L

Jack McConachie: Grampian Collection of Scottish Country Dances · Crib: E-cribs · Diagram: Keith Rose's Diagrams

- 1- 1c cross RH | cast off (2c up) ; cross LH and cast L round 4c to take 1c in R in promhold
- 9- Promenade ½ round cclw and drop 1c at opposite corner while{4} 2cnrs A&R diagonally ; 1c turn 1¾ LH to 2cnrs
- 17- Repeat with 2cnrs while{4} 1cnrs A&R ; 1c turn 1¼ LH to face 1c in pos
- 25- ½Reel4 with 1cnrs, pass Rsh ; ½Reel4 with 2cnrs, crossing Rsh to 2pl



Jack McConachie, Grampian Collection

3C/4C longwise set.

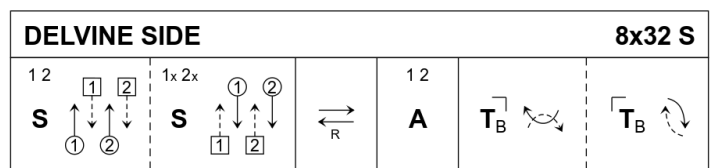
This follows the original instructions. Those who find the time short for crossing on [31-32] can try an easier choreography, also flowing better into 2nd turn, as follows:

- 17- Repeat with 2cnrs while{4} 1cnrs A&R ; 1c turn 1¾ LH to face 3c in (= 1c in person)
- 25- ½Reel4 with 1cnrs, pass Rsh and face 4c in ; ½Reel4 with 2cnrs, finish in 2pl

## 12 DELVINE SIDE S32 · 3/4L

William (18C) Campbell: RSCDS II 9 · Crib: E-cribs · Diagram: Keith Rose's Diagrams

- 1- 1c+2c set | cross Rsh (no hands) ; repeat
- 9- 1c down the middle and up, 2c step in
- 17- 1c+2c Allemande, finish facing 1c in
- 25- 1c turn 1c in BH, pass Rsh, turn 2c in BH, cross Rsh to (2,1,3)



Campbell, 1794, RSCDS Book 2.9, RSCDS Thirty Popular Dances Vol 2

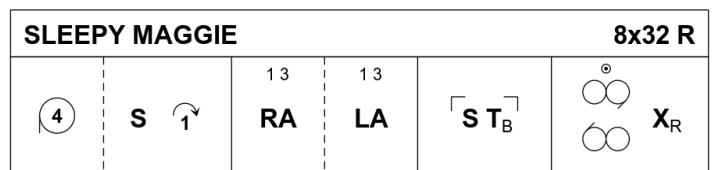
3C/4C longwise set.

Note: older instructions tell 1c to turn once LH on 23-24; the current (revised) instructions leave that unspecified.

## 13 SLEEPY MAGGIE R32 · 3/4L

Alexander Bowman: RSCDS XI 5 · Crib: E-cribs · Diagram: Keith Rose's Diagrams

- 1- 1c+2c circle4 to the left ; 1c set | cast off (2c up)
- 9- 1c+3c RHA ; LHA, 1c finish facing 1c in
- 17- 1c set to and turn corners, finish facing 1c in
- 25- Reels3(6) with cnrs (Lsh to 1c in), 1c cross RH (2,1,3).



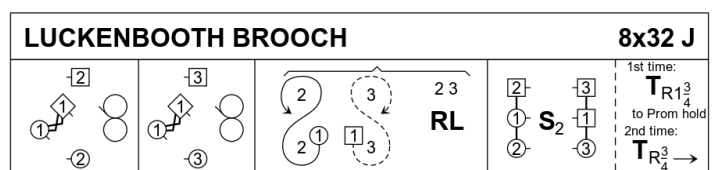
Alexander Bowman, 1755, RSCDS Book 11.5

3C/4C longwise set.

## 14 THE LUCKENBOOTH BROOCH J32 · 3/4L

John Bowie Dickson: Glendarroch Scottish Dance Sheets · Crib: E-cribs · Diagram: Keith Rose's Diagrams

- 1- 1c in promhold (1M on the R) Reel3 with 2c (Rsh to 2M), 2c finish in 1pl
- 9- Repeat with 3c, finish in centre, facing M side, 1M above 1W
- 17- 2c+3c dance R&L while{8} 1c dance out on M side, divide and cast to meet in centre, dance out on W side, divide and cast into
- 25- In lines across 1M+2c facing 1W+3c set twice ; 1c turn RH 1¾ to promhold to continue (2,1,3) (on 2nd time through, turn RH ¾ and dance down to 4pl (4c up))



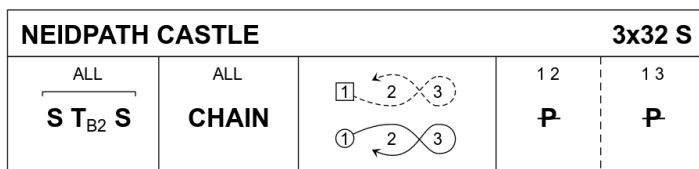
John Bowie Dickson, Glendarroch Sheet 28

3C/4C longwise set.

**15 NEIDPATH CASTLE S32 · 3/3L**

Derek Haynes: RSCDS XXII 9 · Crib: E-cribs · Diagram: Keith Rose's Diagrams

- 1- All set | all turn BH twice | all set
- 9- G-Chain (1c cross to start)
- 17- 1c Fig8 on own side round 2c+3c, starting inwards.  
On [24] 1c+2c dance in for
- 25- 1c+2c ½ Poussette, on [28] 1c continue slow turn and  
3c dance in ; 1c+3c ½ Poussette (2,3,1)



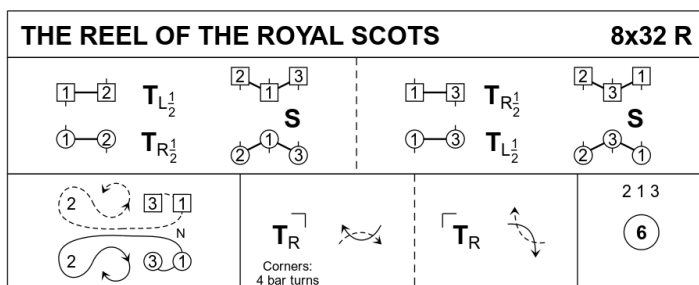
Derek Haynes, RSCDS Book 22.9

3C/3C longwise set.

**16 THE REEL OF THE ROYAL SCOTS R32 · 3/4L**

Roy Goldring: The Leaflet Dances with Music · Crib: E-cribs · Diagram: Keith Rose's Diagrams

- 1- 1W+2W (1M+2M) turn LH (RH) ½, finishing 1c BtoB in 2pl | All set as in DTr ; 1W+3W (1M+3M) turn RH (LH) ½ | 2c+3c+1c set as in DTr
- 9- 1c followed by 3c dance up between 2c, cast off ; dance NHJ down through 3pl, cast up to face 1cnrs, 3c looping into 3pl
- 17- 1c turn 1cnrs RH, pass Rsh (cnrs dance for {4}) ; turn 2cnrs RH (same), and cross Rsh to (2,1,3)
- 25- All circle6 and back



Roy Goldring, 1983, RSCDS Leaflet 7

3C/4C longwise set.