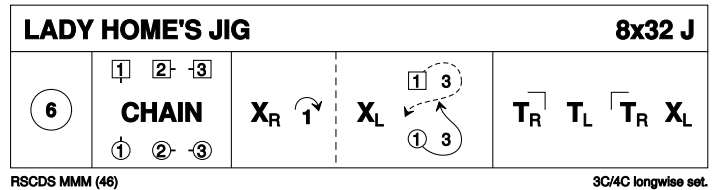


2025 Boston Highland Ball May 9-11

1 LADY HOME'S JIG J32 · 3/4L

Miss Milligan's Miscellany of Scottish Country Dances · Crib: E-cribs (gender-free) · Diagram: Keith Rose's Diagrams

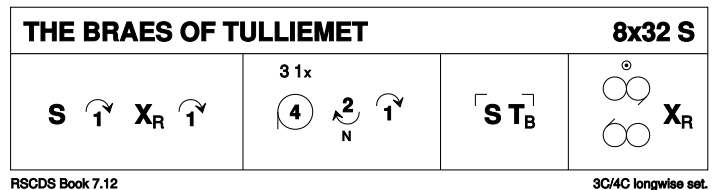
- 1- 1c+2c+3c circle6 and back
- 9- 1c+2c+3c G-Chain (1,2,3)
- 17- 1c cross RH, cast off one (2c up) ;
cross LH, cast off and lead up to 1cnrs
- 25- 1c turn corner, P, corner, P to (2,1,3)



2 THE BRAES OF TULLIEMET S32 · 3/4L

RSCDS VII 12 · Crib: E-cribs (gender-free) · Diagram: Keith Rose's Diagrams

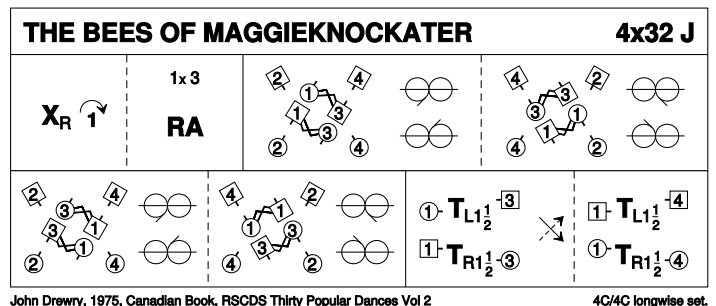
- 1- 1c set | cast off (2c up) ; cross RH |
cast off (3c up) (2,3,1x)
- 9- 3c+1c circle4 L, to sidelines ; 1c dance
to the top | cast off to face 1cnrs (3c
down)
- 17- 1c set to and turn corners
- 25- Reels3{6} on the sides (Lsh to 1cns) | 1c cross over (2,1,3)



3 THE BEES OF MAGGIEKNOCKATER J32 · 4/4L

John Drewry: Thirty Popular Dances, Volume Two · Crib: E-cribs (gender-free) · Diagram: Keith Rose's Diagrams

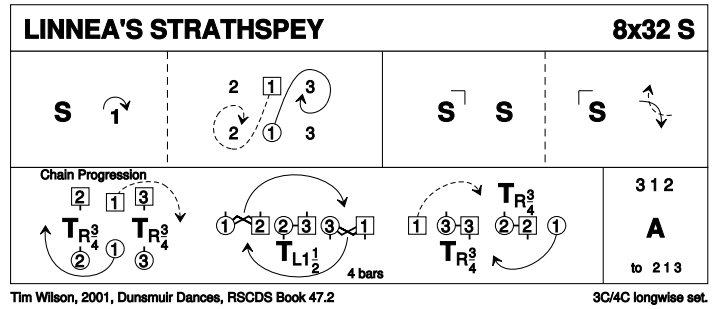
- 1- 1c cross RH | cast off (2c up) ; 1c+3c
RHA, finish as pairs 1Lk+3Rb &
3Lk+1Rb facing out on Rb/Lk side in
promhold
- 9- Pairs+ 2c+4c Rsh ½Reels3 on sides ;
pairs meet & take P in promhold for
Lsh ½Reels3 on sides
- 17- Meet and repeat (as pairs Rsh ½Reels3
; with P Lsh ½Reels3)
- 25- 1c (passing inside) turn 3c 1½ Easy
Hand ; 1c cross and passing inside turn 4c EH 1½ (to 2,3,4,1)



4 LINNEA'S STRATHSPEY S32 · 3/4L

Tim Wilson: RSCDS XLVII 2 · Crib: E-cribs (gender-free) · Diagram: Keith Rose's Diagrams

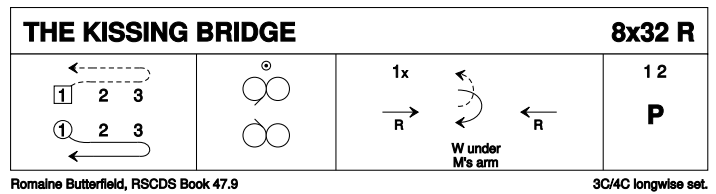
- 1- 1c set | cast off (2c up), cross Lsh and cast R round 1cnr to face 1cnr
- 9- SetH&G , at end pass Rsh to face out in 2pl
- 17- [Chaperoned Chain Progression] 1c cast ¼ clw round set **while{2}** 2c & 3c Turn RH ¾ | 2Lk+3Rb turn 1½ LH **while{4}** the others promenade ½ clw round set | 3c+2c turn RH ¾ and face up **while{2}** 1c cast ¼ clw to meet in 2pl, for
- 25- 3c+1c+2c Allemande (2,1,3)



5 THE KISSING BRIDGE R32 · 3/4L

Romaine Butterfield: RSCDS XLVII 9 · Crib: E-cribs (gender-free) · Diagram: Keith Rose's Diagrams

- 1- 1c cast behind own lines and cast back
- 9- 1c cross down into Mirror Reels3 on opposite sides (1x,2,3)
- 17- 1c lead down, cross (Lk below Rb, who passes under Lk's arm) ; and up, 2c steps in for
- 25- 1c+2c Pousette



6 PROGRAMME ITEM – Highland Schottische to the pipes

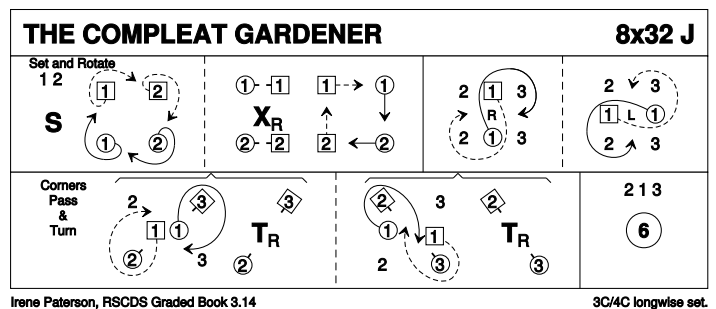
7 PROGRAMME ITEM – Break

8 PROGRAMME ITEM – Gay Gordons to the pipes

9 THE COMPLEAT GARDENER J32 · 3/4L

Irene Paterson: A Third Book of Graded Scottish Country Dances · Crib: E-cribs (gender-free) · Diagram: Keith Rose's Diagrams

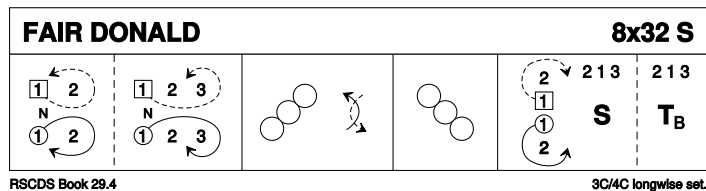
- 1- 1c+2c Set&Rotate (2,1,3)
- 9- 1c cross RH | cast R round 1cnr ; cross up/dn LH | cast L to face 1cnr
- 17- 1c+1cnrs corners pass and turn, pass Rsh ; repeat with 2cnrs, to own side
- 25- Circle6 and back (2,1,3)



10 FAIR DONALD S32 · 3/4L

RSCDS XXIX 4 · Crib: E-cribs (gender-free) · Diagram: Keith Rose's Diagrams

- 1- 1c dance NHJ between 2c and cast up to top ; dance NHJ between 3c and cast up to 1cnrs (2c up on [7-8])
- 9- Reel4 with 1cnrs, at the end pass Lsh to face 2cnrs
- 17- Reel4 with 2cnrs, finishing between 2c on own side, facing up NHJ
- 25- 1c cast off one | 2c+1c+3c set ; all turn P BH

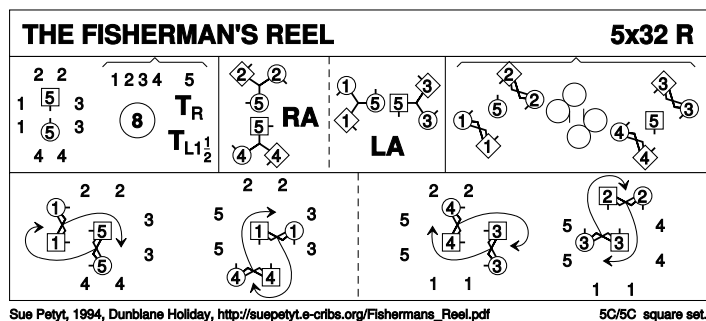


11 FISHERMAN'S REEL R32 · 5S

Petyt, Sue / Gamon, Jane: Dunblane Holiday · Crib: E-cribs (gender-free) · Diagram: Keith Rose's Diagrams

Square set plus 5Lk / 5Rb in middle face P with backs to 4c / 2c

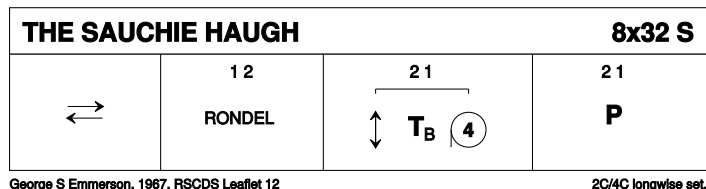
- 1- 1c+2c+3c+4c circle8 and back **while**{8} 5c turn RH ; turn LH 1½
- 9- 5Lk+2c & 5Rb+4c RHA ; 5Lk+1c & 5Rb+3c LHA
- 17- 1c+5Lk+2c & 3c+5Rb+4c (couples in promhold) Reels3 Rsh to side couple, 5c meets (5Lk swivels L) and takes promhold facing 1c
- 25- (all C promhold) 5c+1c change places Rsh | 1c+4c repeat ; 4c+3c repeat | 3c+2c repeat, 2c is the new centre couple.



12 THE SAUCHIE HAUGH S32 · 2/4L

George S Emmerson: The Leaflet Dances with Music · Crib: E-cribs (gender-free) · Diagram: Keith Rose's Diagrams

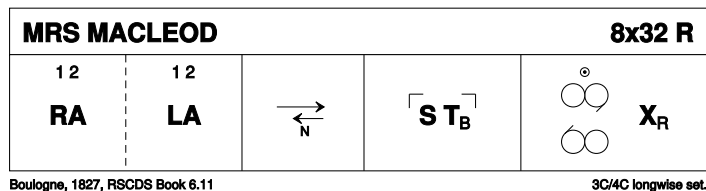
- 1- 1c lead down the middle and up (2c step in)
- 9- 1c+2c Rondel (2,1)
- 17- 2c+1c NHJ A{1}&R{1} | turn BH ; open into circle4 L (to 2,1)
- 25- 2c+1c Pousette



13 MRS MACLEOD R32 · 3/4L

RSCDS VI 11 · Crib: E-cribs (gender-free) · Diagram: Keith Rose's Diagrams

- 1- 1c+2c RHA ; LHA
- 9- 1c dance down the middle (2c up) ; and up to face 1cnrs
- 17- 1c set to and turn corners, finish between corners
- 25- LSh Reels3{6} on the sides, 1c cross RH (2,1,3)

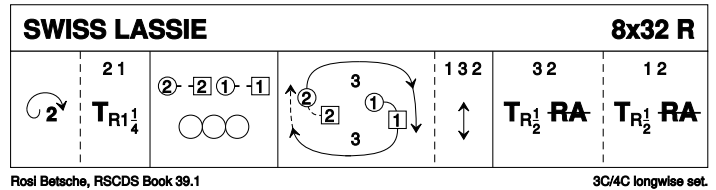


14 PROGRAMME ITEM – Break

15 SWISS LASSIE R32 · 3/4L

Rosi Betsche: RSCDS XXXIX 1 · Crib: E-cribs (gender-free) · Diagram: Keith Rose's Diagrams

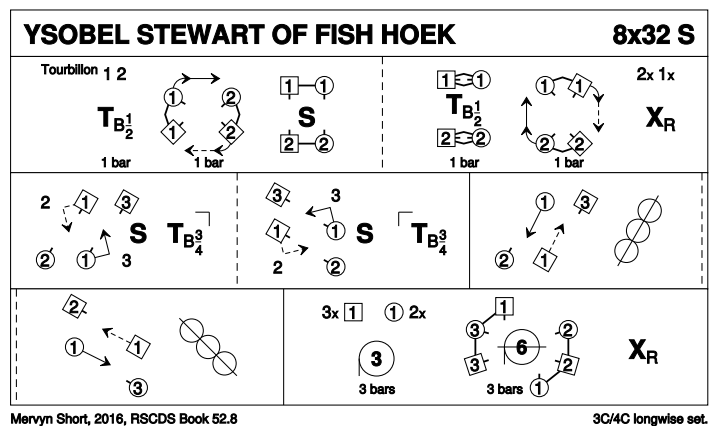
- 1- 1c cast off 2 (dance in to begin) (2c+3c up) ; 2c+1c 1¼ turn RH to midline, facing P
- 9- 2c+1c Reel4 on midline, 2Lk and 1Rb end facing opposite side, with P behind
- 17- 2c & 1c chase clw round 3c to (1,3,2) ; All A&R
- 25- 3c+2c turn RH ½, leading into ½ RHA, to sidelines ; 1c+2c repeat (2,1,3)



16 YSOBEL STEWART OF FISH HOEK S32 · 3/4L

Mervyn C Short: RSCDS LII 8 · Crib: E-cribs (gender-free) · Diagram: Keith Rose's Diagrams

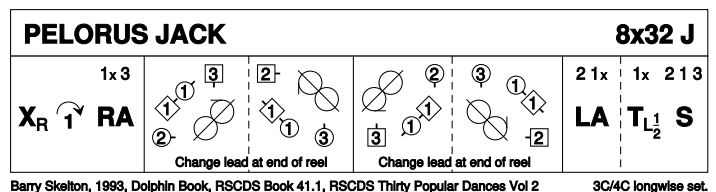
- 1- 1c+2c Tourbillon (2,1,3)
- 9- 1c+1cnrs set, 1c advancing BtoB to 1cnrs | turn 1cnrs BH into lines3 across ; repeat [9-12] with 2cnrs (2,1x,3)
- 17- ½ Reel4 on 1diag, 1c passing P Lsh, into lines3 across ; ½ Reel4 on 2diag, 1c passing P Lsh (3x,1,2x)
- 25- 1Rb+3c & 1Lk+2c Circle3 L {3}, open (1c leading) into ½ Circle6 L {3} | 1c cross RH (2,1,3)



17 PELORUS JACK J32 · 3/4L

Barry Skelton: RSCDS XLI 1 · Crib: E-cribs (gender-free) · Diagram: Keith Rose's Diagrams

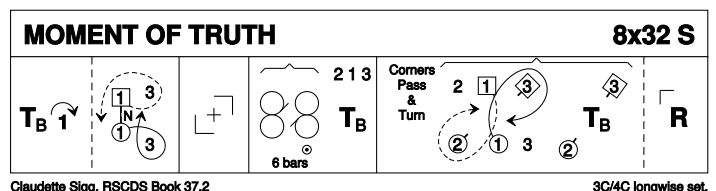
- 1- 1c cross RH, cast (2c up) ; 1c+3c RHA, finish 1Lk facing 1cnr, 1Rb behind him
- 9- 1c in tandem +1cnrs ½ diagonal Reel3, Rsh to 3Rb (1Lk & 1Rb loop R singly for lead change, so 1Rb now leads P) ; ½ diagonal Reel3, Rsh to 2Rb (+ lead change)
- 17- Continue pattern twice
- 25- 2c+1c LHA ; 1c turn LH ½ | all set (2,1,3)



18 MOMENT OF TRUTH S32 · 3/4L

Claudette Sigg: RSCDS XXXVII 2 · Crib: E-cribs (gender-free) · Diagram: Keith Rose's Diagrams

- 1- 1c turn BH, cast off (2c up) ; dance NHJ between 3c, cast up to 1cnrs
- 9- Turn CPCP to finish between end cpl facing 1cnrs, 1Rb above, 1Lk below
- 17- Lsh Reels3{6} across (to 2,1,3) | All C turn BH
- 25- "Cnrs Pass and Turn": 1c pass Rsh and loop Rsh round 1cnr positions **while(4)** 1cnrs turn each other BH, to places ; 1c pass Rsh in the middle and repeat with 2cnrs, 1c pass each other Rsh to (2,1,3)



19 THE DEIL AMANG THE TAILORS

R32 · 3/4L

RSCDS XIV 7 · Crib: E-cribs (gender-free) · Diagram: Keith Rose's Diagrams

- 1- 1c+2c set, ½ RHA ; set, ½ LHA
- 9- 1c lead down the middle and up, 2c step in for
- 17- 1c+2c Allemande
- 25- 2c+1c+3c circle6 and back.

