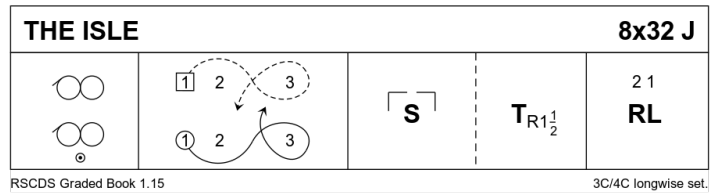


Welcome dance 2022

1 THE ISLE J32 · 3/4L

RSCDS Graded 15 · Crib: E-cribs · Diagram: Keith Rose's Diagrams

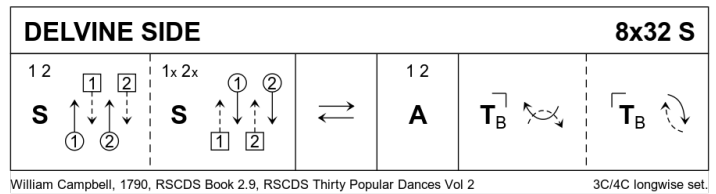
- 1- 1c+2c+3c Rsh Reels3 on the sides
- 9- 1c cast off (2c up), dance between 3c, cast up and cross to face 1cnr
- 17- 1c set to 1cnr | to 2cnr, finish in 2plx ; turn RH 1½ (2,1,3)
- 25- 2c+1c R&L.



2 DELVINE SIDE S32 · 3/4L

William (18C) Campbell: RSCDS II 9 · Crib: E-cribs · Diagram: Keith Rose's Diagrams

- 1- 1c+2c set | cross Rsh (no hands) ; repeat
- 9- 1c down the middle and up, 2c step in
- 17- 1c+2c Allemande, finish facing 1cnr
- 25- 1c turn 1cnr BH, pass Rsh, turn 2cnr BH, cross Rsh to (2,1,3)

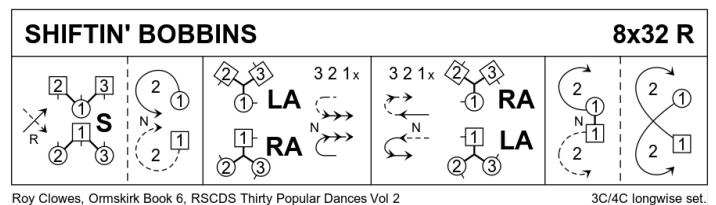


Note: older instructions tell 1c to turn once LH on 23-24; the current (revised) instructions leave that unspecified.

3 SHIFTIN' BOBBINS R32 · 3/4L

Roy Clowes: Thirty Popular Dances, Volume Two · Crib: E-cribs · Diagram: Keith Rose's Diagrams

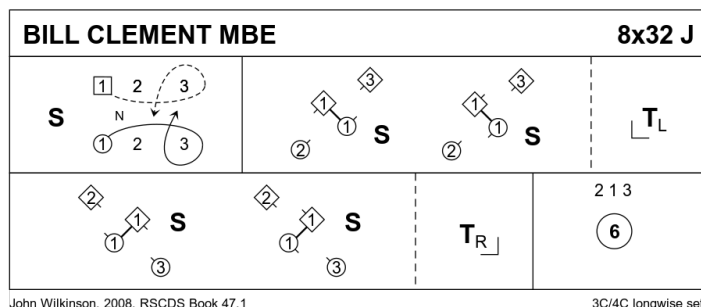
- 1- 1c cross down RH (2c up) to 2plx in DTr position with corners | set as DTr ; cast up, meet and dance down to 2pl in middle
- 9- 2M+1W+3M RHA, **while**{4} 2W+1M+3W LHA ; 1c followed by 2c+3c dance down the middle
- 17- 3c+2c+1c dance up the middle, 3c casting to 3pl, flowing into ; 1W+2M+3M LHA, **while**{4} 1M+2W+3W RHA
- 25- 1c dance to top, cast off one ; ½ Fig8 up round 2c.



4 BILL CLEMENT MBE J32 · 3/4L

John Wilkinson: RSCDS XLVII 1 · Crib: E-cribs · Diagram: Keith Rose's Diagrams

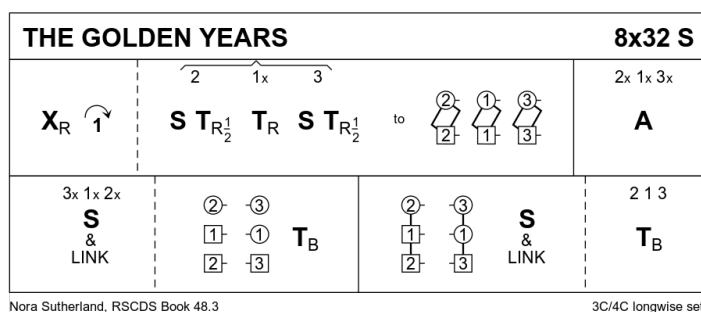
- 1-- 1c set | dance between 3c (2c up) and cast up to finish side by side LHJ facing 1cnr
- 9-- Set to 1cnr and turn inwards and join RH | set to 3cnr ; turn 3cnr LH to face 2cnr RHJ
- 17-- Set to 2cnr and turn inwards and join LH | set to 4cnr ; turn 4cnr RH to (2,1,3)
- 25-- Circle6 and back



5 THE GOLDEN YEARS S32 · 3/4L

Nora Sutherland: RSCDS XLVIII 3 · Crib: E-cribs · Diagram: Keith Rose's Diagrams

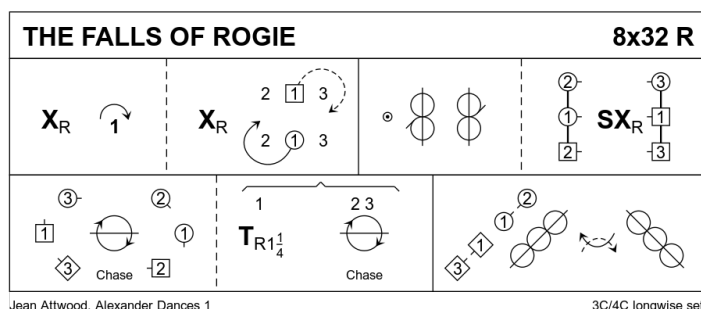
- 1-- 1c cross RH | cast off (2c up) ; 1c turn P RH **while{4}** 2c+3c set and turn P RH ½, all into Allemande hold facing down
- 9-- 3C Allemande, finish (3x,1x,2x)
- 17-- S&Link3 into lines across ; All turn opposite dancer BH
- 25-- S&Link3 to sidelines ; All turn P BH (2,1,3)



6 THE FALLS OF ROGIE R32 · 3/4L

Jean Attwood: Alexander Dances Book 1 · Crib: E-cribs · Diagram: Keith Rose's Diagrams

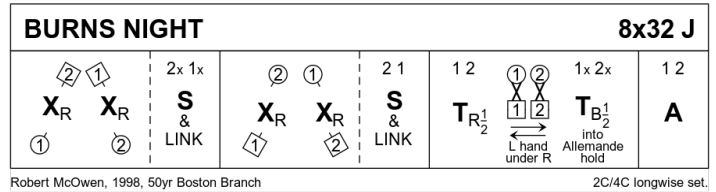
- 1-- 1c cross RH | cast (2c up) ; cross RH | cast R (M up, W down)
- 9-- ½ Reels3 across (Lsh to 2cnr) ; set in lines across | all cross up/down RH
- 17-- Corners chase once clw **while{8}** 1c chase half way clw and turn RH ¼ to face 1cnr positions
- 25-- ½ diag. Reel4 with 1cnrs, 1c pass Rsh ; ½ diag. Reel4 with 2cnrs, 1c passing Rsh to 2pl.



7 BURNS NIGHT J32 · 2/4L

Robert McOwen: Celebrate Fifty Years of Dancing with the Boston Branch · Crib: E-cribs · Diagram: Keith Rose's Diagrams

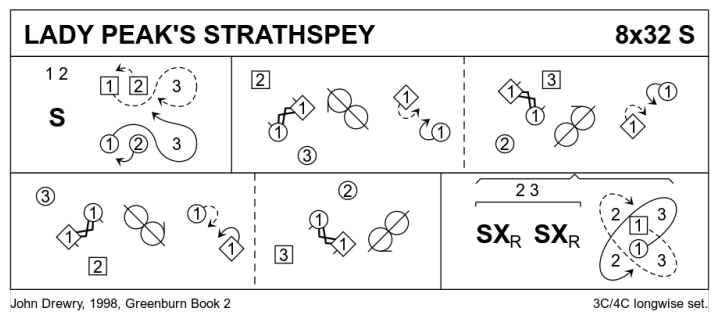
- 1- 1M+2W cross RH | 1W+2M cross RH ;
2c+1c S&Link (to 1x,2x)
- 9- 1W+2M cross RH | 1M+2W cross RH ;
2c+1c S&Link (to 1,2)
- 17- 1c+2c half RH turn and take hands
crossed (LH below) | slip down ; up |
half turn in PdB and face up, passing hands into Allemande hold
- 25- 1c+2c Allemande (2,1)



8 LADY PEAK'S STRATHSPEY S32 · 3/4L

John Drewry: The Greenburn Book 2 · Crib: E-cribs · Diagram: Keith Rose's Diagrams

- 1- 1c+2c set | 2c cast to 1pl **while**{2} 1c
dance down ; cast behind 3c and lead
up to 2pl facing up in promhold
- 9- 1c with 2diag (2W+3M) ½Rsh Reel3 ;
1c swivel inwards to face out to W side
in Promhold for ½Reel3 with 1diag
(Rsh to 3W)
- 17- Repeat starting down (Rsh to 3M
position) ; repeat out M side (Rsh to
2M position)
- 25- 2c+3c set and cross twice **while**{8} 1c lead down, cross between 3c ; lead up crossing between
2c and cast to 2pl.

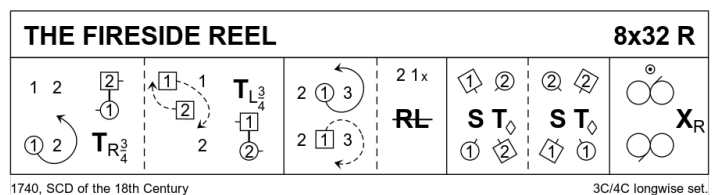


Lady Peak is in the Fraser Valley just east of Vancouver

9 THE FIRESIDE REEL R32 · 3/4L

Scottish Country Dances of The 18th Century · Crib: MiniCribs · Diagram: Keith Rose's Diagrams

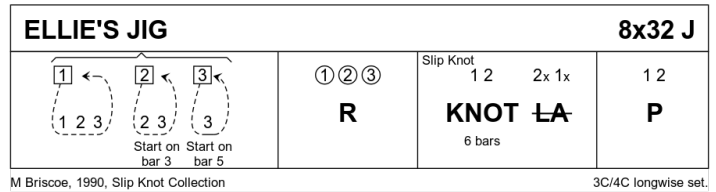
- 1-8 1M casts to 2nd place, crosses & turns
2L RH to end in 2nd place opp side, 1L
casts, crosses & turns 2M LH to end in
2nd pl opp side
- 9-16 1s lead down & cast up round 3s,
2s+1s dance 1/2 R&L (2s end 2nd
place opposite sides) 1 (2) 3
- 17-24 1s+2s set & petronella turn moving anticl'wise to next position to Right, 1s+2s repeat 2 (1) 3
- 25-32 2s+1s+3s dance 6 bar reels of 3 on opposite sides giving RSh to 2nd corners (1M up, 1L down),
1s cross to own side 2nd place on bars 31-32



10 ELLIE'S JIG J32 · 3/4L

Melbourne Briscoe: *The Slip Knot Collection* · Crib: *E-cribs* · Diagram: *Keith Rose's Diagrams*

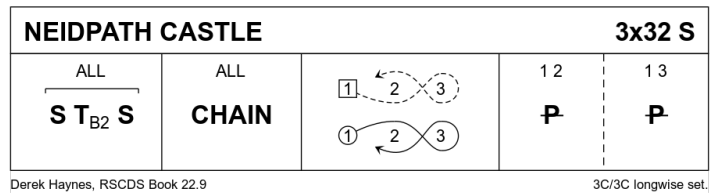
- 1– 1W cross above P, dance down behind men, 2W follows on bar 3, 3W on bar 5, all cross below 3M and up own side to places
- 9– Men repeat (Rsh to P)
- 17– 1c+2c 6 bars of Knot, ½ LHA (to 1,2,3)
- 25– 1c+2c Poussette



11 NEIDPATH CASTLE S32 · 3/3L

Derek Haynes: *RSCDS XXII 9* · Crib: *E-cribs* · Diagram: *Keith Rose's Diagrams*


- 1– All set | all turn BH twice | all set
- 9– G-Chain (1c cross to start)
- 17– 1c Fig8 on own side round 2c+3c, starting inwards. On [24] 1c+2c dance in for
- 25– 1c+2c ½ Poussette, on [28] 1c continue slow turn and 3c dance in ; 1c+3c ½ Poussette (2,3,1)



12 MAIRI'S WEDDING R40 · 3/4L

James B Cosh: *Twenty Two SCD* · Crib: *E-cribs* · Diagram: *Keith Rose's Diagrams*

- 1– 1c turn RH | cast (2c up) ; turn LH to face 1cnrs
- 9– 1c ½ Reel4 with 1cnrs (pass P Lsh) ; Repeat with 2cnrs
- 17– Repeat with 3cnrs (1cnr person) ; Repeat with 4cnrs (2cnr person)
- 25– 1W+2c & 1M+3c Reels3 across, Lsh to 1cnr
- 33– 2c+1c+3c circle6 and back



Note: Cosh explicitly tells 1c to pass Lsh in [9-24]; however the Rsh pass is quite common, and nicknamed »Mairi's Divorce«.